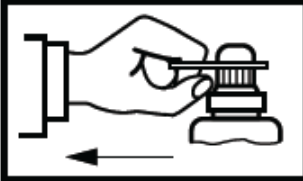
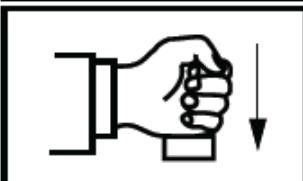






1	<h1 style="text-align: center;">ESTINTORE</h1> <p style="text-align: center;">12 Kg POLVERE</p> <p style="text-align: center;">55A 233B C</p>	1,5* 0,75* 0,75*
2	<div style="display: flex; justify-content: space-between;"> <div style="width: 25%;">    </div> <div style="width: 70%;"> <p style="font-size: 24px; margin-bottom: 10px;">1 TOGLIERE IL DISPOSITIVO DI SICUREZZA</p> <p style="font-size: 24px; margin-bottom: 10px;">2 PREMERE IL PERCUSSORE</p> <p style="font-size: 24px;">3 PREMERE IL GRILLETTO</p> </div> </div> <div style="display: flex; justify-content: space-around; margin-top: 20px;"> <div style="text-align: center;">  <p style="font-size: 36px; font-weight: bold;">A</p> </div> <div style="text-align: center;">  <p style="font-size: 36px; font-weight: bold;">B</p> </div> <div style="text-align: center;">  <p style="font-size: 36px; font-weight: bold;">C</p> </div> </div>	1,0*
3	<h2 style="margin: 0;">AVVERTENZE</h2>	1,0*
4	<p style="text-align: center; margin-bottom: 10px;">RICARICARE DOPO L'USO. VERIFICARE PERIODICAMENTE.</p> <p style="text-align: center; margin-bottom: 10px;">VERIFICARE ANNUALMENTE IL PESO DELLA BOMBOLA.</p> <p style="text-align: center; margin-bottom: 10px;">UTILIZZARE SOLO I PRODOTTI E LE PARTI DI RICAMBIO CONFORMI AL PROTOTIPO OMOLOGATO.</p> <p style="margin-top: 20px;">AGENTE ESTINGUENTE: 12 kg POLVERE TIPO APPROVATO N° 413A</p> <p>ABC</p> <p>GAS PROPELLENTE: 225g CO₂ TIPO: X 25 H</p> <p>TEMPERATURE LIMITE: -20°C a +60°C</p>	0,5*
5	<h2 style="margin: 0;">FABBRICANTE</h2>	